

FEOC
COMPLIANT

2026



FORTRESS
POWER
Secure your energy

eBoost

SCALABLE ENERGY STORAGE SYSTEM







OVERVIEW

Boost Performance. Boost Reliability.

The Fortress Power eBoost is a high-capacity, modular energy storage solution built for residential and light commercial applications. With 16kWh of usable energy per unit and the ability to scale up to 384kWh, eBoost is engineered to handle high load demands while offering the flexibility of stackable, parallel installations. Built-in heating elements, an IP65 weatherproof enclosure, and integration with the eWay wireway system allow for clean, all-weather installs. When paired with the Envy Duo 21 or any Envy-series inverter, the eBoost forms a fully integrated, whole-home energy storage system—ideal for backup power, energy independence, and more.

FEATURES

Scalable Power. Instant Impact.

-  Delivers 16kWh of energy storage per unit—ideal for homes or businesses with higher load profiles or limited install space.
-  Easily scale your system by connecting up to 24 units in parallel, giving you the flexibility to grow as your energy needs evolve.
-  IP65-rated and equipped with internal heating elements for reliable performance in extreme conditions.
-  Modular, scalable design with fast-connect hardware reduces install time and labor while maintaining a clean, professional appearance.
-  Pairs with all Fortress Power Envy inverters, including the Envy Duo 21, for seamless whole-home backup and energy management.
-  Built-in busbars, conduit ports, LED indicators, and an emergency shutoff make for clean, code-compliant installations with fewer external components.



TECHNICAL DATA

Precision-Engineered Specifications for Optimal Performance



eBoost 16



eBoost 32



eBoost 48

GENERAL DATA

Model Number	eBoost DC Energy Storage System 16 P1	eBoost DC Energy Storage System 32 P2	eBoost DC Energy Storage System 48 P3
Weight	304.2 lbs (138 kg)	608.4 lbs (276 kg)	912.6 lbs (414 kg)
Operating Temperature	-4 °F - 140 °F (-20 °C - 60 °C)*		
Ingress Protect	Degree IP65		
Communication	PCS CAN/RS485; Parallel:CAN		
Dimensions (W*D*H)	eWay : 22.84 x 9.52 x 10.18 in (580 x 241.9 x 258.5 mm) Battery: 22.28 x 11.27 x 37.81 in (566 x 286 x 960.2 mm)		
Warranty	10 years		
Mounting Options	Floor Standing, Wall-Hanged		

BATTERY SPECIFICATIONS

Maximum Units in Parallel	24	12	8
Cell Type	Tier-1 Prismatic 16 Cell LFP		
Nominal Capacity	314Ah	628Ah	942Ah
Nominal Energy	16.077kWh**	32.154kWh**	48.231kWh**
Nominal Voltage	51.2V		
Re-charge Voltage	49V		
Cut-off Voltage	41.6V		
Maximum Short-Circuit (A)	2000A, 17ms		
Operating Voltage Range	41.6-57.6V		
Closed-Loop Charge/Discharge	180/250 A	360/500 A	540/750 A
Bulk/Absorption Charge	55.2V		
Max Charge/Discharge	314A/10s	628A/10s	942/10s
Surge Discharge Power W	16kW/10s	32kW/10s	48kW/10s
Cycle Life @ EOL 70%	8000 Cycles		
Altitude (m)	<9842.51 ft. (<3000m)		

* Performance will degrade at operating temperatures above 104 °F (40 °C)

** Values are based on measurements taken at 77 °F (25 °C) at beginning of life.

STANDARDS & CERTIFICATIONS

Safety Standards	UL1973, ANSI/CAN/UL9540:2023, UL9540A
Listings	CEC, LUMA, oGPE
Transportation	UN38.3

