

Keystone Method: for Battery Closed-Loop Comm Cable

Introduction

This describes the steps to modify a standard ethernet cable and with a new connector to build a closed loop communication cable between Fortress battery and inverter. This is required by the battery to inverter connector cross wiring. Please refer to the unique cross wiring for each specific inverter as described in the Inverter Integration Guide.

NOTE: The new connector is placed on the inverter side of the cable.

Making a Battery to Inverter com cable

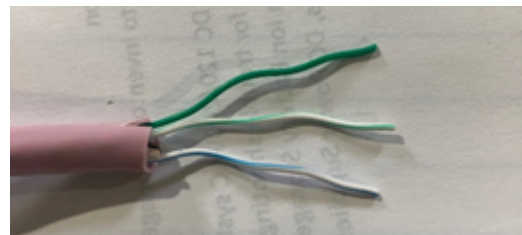
The following photos show the steps to build a Fortress eVault to Sol-Ark RS485 modbus cable.

Step 1:

Cut cable and trim wires

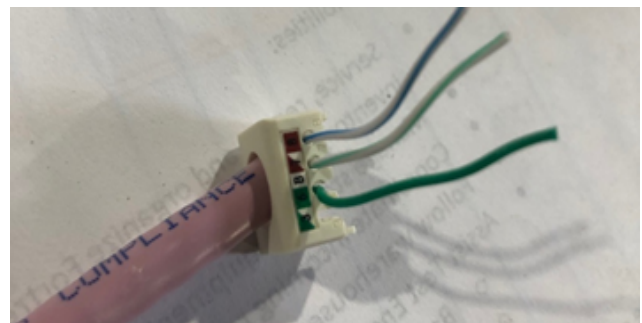

leaving the three Fortress Power com wires:

- eVault - green, white/green, white/blue
- eFlex – green, white/brown, brown



Step 2 & 3:

- Slide on connector and wire guide
- Position wires in their respective positions in the wire guide (make sure they are straight across) Carefully trim wires excess wires flush



Application Note

Step 4:

Position wire guide on connector (only fits one way), close clamshell and zip tie



Step 5:

Cable is ready to use. The new connector gets plugged into the inverter communication port. See our specific inverter guides for details on which port to use.

NOTE: On the new connector the tab to remove from socket requires you to pull back (standard connectors you squeeze).



Application Note

About Fortress Power

Our mission is to provide compact, user-friendly, and affordable energy storage solutions using the latest technology for all homes and businesses. Fortress solar energy storage batteries can easily integrate with new and existing PV systems and work with a wide range of existing inverter and charge controller manufacturers for ease in system design.

Contact Information

Address:

Corporate Headquarters
505 Keystone Rd
Suite D
Southampton, PA 18966 USA

Website: www.fortresspower.com

Phone: (877) 497-6937

Legal

Fortress Power assumes no responsibility or liability for loss or damage, whether direct, indirect, consequential or incidental, which might arise out of the use of this information. Use of this information is entirely at the user's risk.

Fortress Power cannot be responsible for system failure, damages, or injury resulting from improper installation of their products. Information included in this document is subject to change without notice.

© 2021 by Fortress Power LLC. All Rights Reserved.